













M1.3 Feedback on your presentation







CONTENT				
				
You tell the audience what you are good at.				
You tell the audience what you would like to do.				
You tell the audience what your aims are.				
You use examples to explain what you mean.	e.g.			









STRUCTURE				
				
Your presentation has a clear beginning.				
Your presentation has a middle part.				
Your presentation has an ending.				

unterstützende Visualisierung durch Icons aus dem Metacom Material;

„METACOM“ Symbole © Annette Kitzinger

das Material darf nur in dieser Form verwendet werden; für die eigene Gestaltung von Arbeitsmaterial ist der Erwerb der DVD notwendig

YOUR LANGUAGE				
				
It is easy to understand you.				
You explain new words.				
You pronounce everything clearly.				

PRESENTATION TECHNIQUE				
				
You address the audience.				
You stand up straight.				
You look at the audience.				
You gesture with your arms and hands naturally.				
You keep to the time limit.				

<p>My tip for you:</p> 
--